

# Enrollment - Capacity Enrollment Remaining - PDF

Last Modified on 04/03/2019 1:20 pm EDT

## Report Description

The Capacity Enrollment Remaining report displays the month's total capacity for a room, current number of students enrolled, and remaining spots left.

## Report Conditions

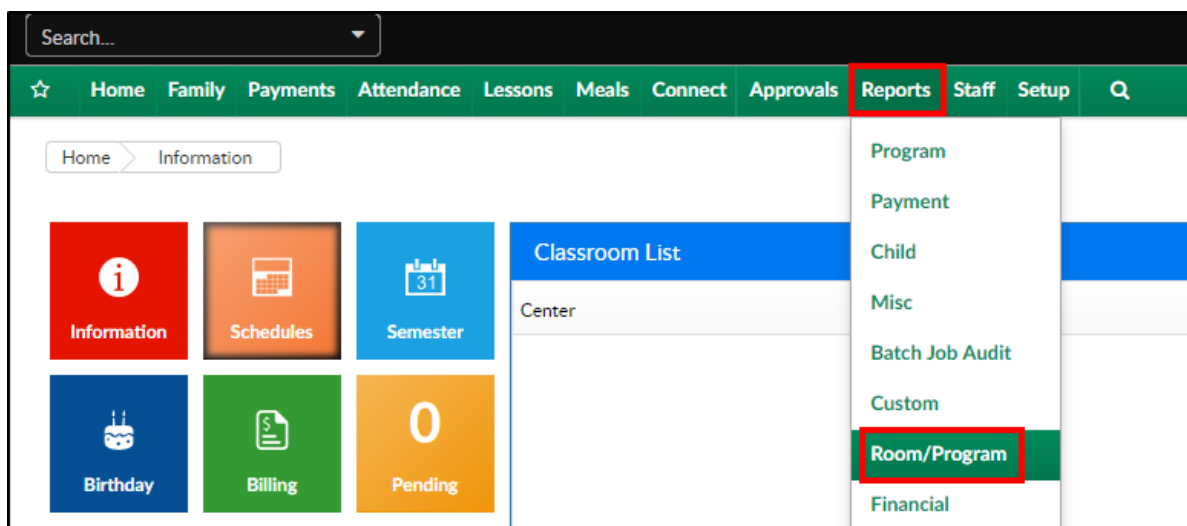
- N/A

## Sample Report

Click the report name to view a sample: [Capacity Enrollment Remaining.pdf](#) 

## Accessing the Report

1. From the Reports menu, click Room/Program





2. From the Report Category drop-down, select Enrollment






3. Choose Capacity Enrollment Remaining from the Report drop-down



Report


 Capacity Enrollment Remaining - PDF 


4. Use additional search criteria as needed

Search Criteria 

Center  DCW - Transactional 

Semester  --  [Show All](#)

From Date 



- Center - select a center or leave blank to view all centers
- Semester - select a semester, if applicable
- From Date - choose a from date, if applicable. If no date is chosen, it will pull the current month

5. Click Create Report

6. The report will download in PDF format

---

## Report Fields

- Weeks 1-5
  - Date Range
  - Sunday-Saturday
  - Summary
  - Utilization
-