

Sign In - Daily Group Sign In (Compressed) - PDF

Last Modified on 07/10/2019 9:22 am EDT

Report Description

The Daily Group Sign In displays a sign in/out chart by student for the selected criteria.

Report Conditions

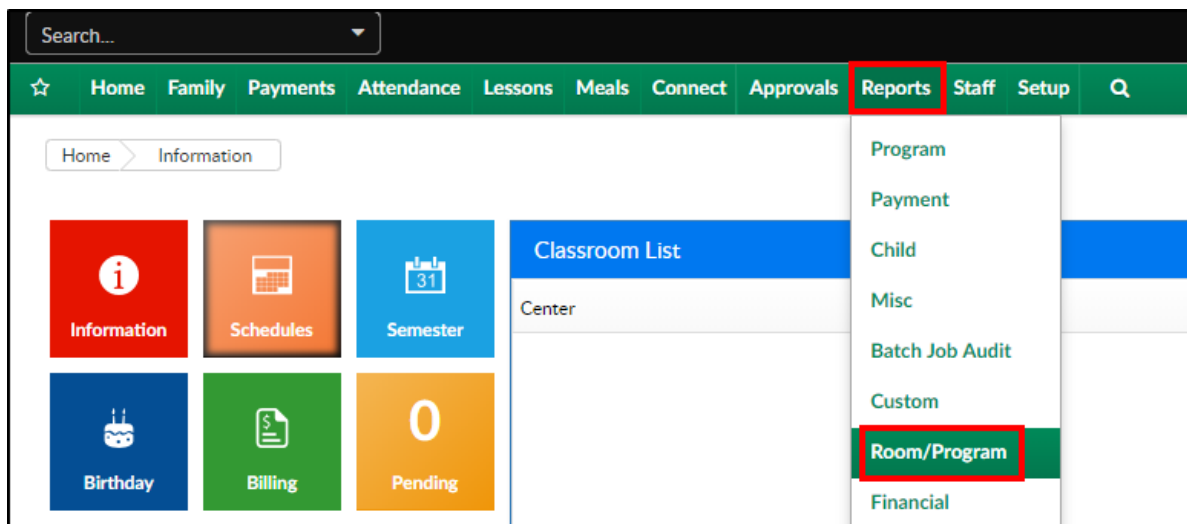
- Semester, Category, or Classroom is required

Sample Report

Click the report name to view a sample: [Daily Group Sign In \(Compressed\).pdf](#) 

Accessing the Report

1. From the Reports menu, click Room/Program





2. From the Report Category drop-down, select Sign In






3. Choose Daily Group Sign In (Compressed) - PDF from the Report drop-down



Report



 Daily Group Sign In (Compressed) - PDF 



4. Select any necessary Search Criteria


Search Criteria 

Center  .. 

Semester  ..  [Show All](#)

Category  .. 

Classroom  .. 

From Date  07/10/2019

- Center - select the center from the drop-down, leaving blank will pull all centers
- Semester - choose a semester
- Category - select a category to view students by category
- Classroom - choose a classroom from the list, if applicable
- From Date - the sign in sheet will pull for the selected date

5. Click Create Report. The requested report will open in PDF format

Report Fields

- Center & Address
 - Date
 - Child's Name
 - Shift
 - Sign In
 - Sign Out
 - Initials
 - Notes
-