




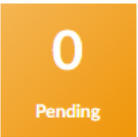
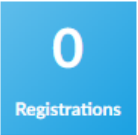
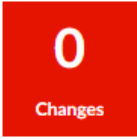

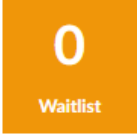
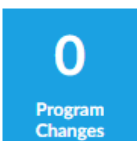




Home > Information, Tiles

Last Modified on 09/12/2019 10:57 am EDT

On the home page, the square icons display the navigation tiles.

	<ul style="list-style-type: none">• Basic site information<ul style="list-style-type: none">◦ Information is updated in batch format and may not be up to date◦ Displays information such as: Pending students, total net revenue, total payments, registration requests
	<ul style="list-style-type: none">• Schedule information<ul style="list-style-type: none">◦ Center◦ Classroom◦ Number of students scheduled per day
	<ul style="list-style-type: none">• Total enrollment for a semester<ul style="list-style-type: none">◦ By site and room◦ Click the magnifying glass to see child details
	<ul style="list-style-type: none">• Displays child birthdays and staff anniversaries<ul style="list-style-type: none">◦ Staff details will be noted with an icon
	<ul style="list-style-type: none">• View billing period summaries
	<ul style="list-style-type: none">• Able to view Pending and Rejected student registration
	<ul style="list-style-type: none">• Shortcut for Approvals > Registration• Any new family registration from the site's new registration page• Children can be approved/rejected from this page

	<ul style="list-style-type: none"> • Children who have pending changes for approval • Personal information updates are submitted via parent portal
	<ul style="list-style-type: none"> • Must add a new child before a family can be created • This icon will direct you to the “Add a New Child” page
	<ul style="list-style-type: none"> • Shortcut for Approvals > Waitlist • Displays existing child registration from the parent portal or waitlist registration if a room is full • Registration can be approved/rejected from here
	<ul style="list-style-type: none"> • Displays requests for schedule changes enter by parents <ul style="list-style-type: none"> ◦ This option must be enabled at the category/room to allow
	<ul style="list-style-type: none"> • Live Ratios displays the student/teacher ratios for each site <ul style="list-style-type: none"> ◦ To review these details, you must be in the center level, not business level
	<ul style="list-style-type: none"> • Will display FTE for current week