

InSite Parent - Settings

Last Modified on 02/18/2021 7:40 am EST

Under the Settings menu, there are three options: Auto Login, Authentication Code, and Push Notifications.

Auto Login

When Auto Login is turned on (green), the parent will be automatically logged into their account upon launching the application.

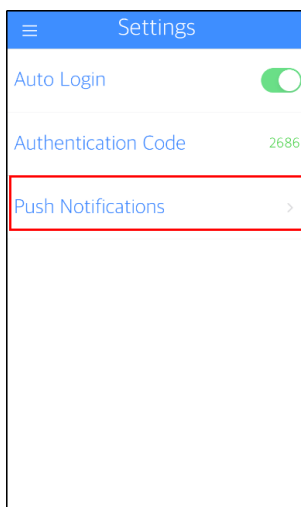
Authentication Code

The Authentication Code is needed when first setting up the application in the settings button from the login screen. This code is also located in the parent's online account at Family.daycareworks.com

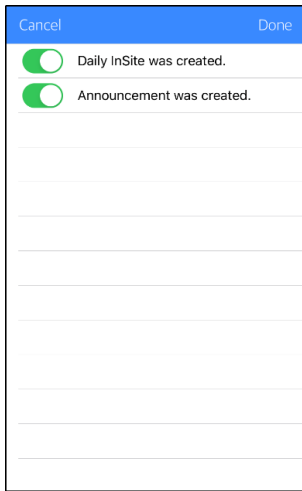
Push Notifications

Parents can receive push notifications sent to their mobile devices via the InSite Parent application.

1. From the Settings icon, click Push Notifications

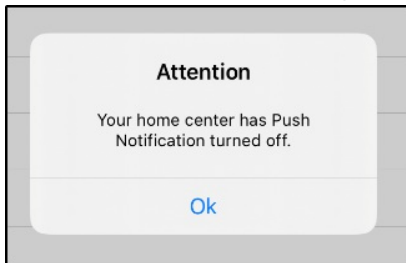


2. Turn on which notifications they want to receive - when they are green, the parent will receive notifications for that category



3. Click Done

Please Note: If the following error is received:



The center does not have this option enabled. Administrators must navigate to System Config > Mobile Apps > InSite Parent to enable to necessary notifications

InSite Connect			
Center Name	Auth Code	InSite Notification <input type="radio"/> All <input checked="" type="radio"/> None	Announcement Notification <input type="radio"/> All <input checked="" type="radio"/> None
DCW Transactional- CENTER 1	2686	<input type="checkbox"/>	<input type="checkbox"/>
DCW Transactional- CENTER 2	2702	<input type="checkbox"/>	<input type="checkbox"/>